




**Crystal Colours**



**Chain Colours**



**Flex Colours**

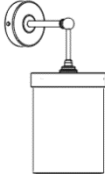
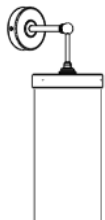


**Metalwork Finishes**



## PENDANT WALL LIGHT WITH CRYSTAL OR CHAIN

Model Number - PENDANTWL + PMINI / PMAXI

Width	Height	Depth excl. pendant	Lamp Holders	Max Wattage	Weight	Wall Canopy Dia.	
Mini Pendant Wall Light - TL-PENDANTWL + TL-PMINI							
160mm	380mm	240mm	1 - E27	40W	2 Kg	100mm dia.	
Maxi Pendant Wall Light - TL-PENDANTWL + TL-PMAXI							
160mm	510mm	240mm	1 - E27	40W	3 Kg	100mm dia.	



## General:

All measurements and weights are approximate - our lights are hand crafted so there will be some variation.

Made to IEC Standards designed to operate at 240V/50Hz. Certification for National Differences e.g. AS/NZS is available on request.

We recommend using only candle or golf ball style light sources in this light. We can supply suitable dimmable LED light sources.

## Assembly:

You will need a qualified electrician to install your light.

Our lights come with comprehensive installation instructions. They shouldn't need much maintenance but we give you some information on that too.

## Packaging Information:

Please contact us for packaging information on smaller products as the box weights and dimensions are dependent on the quantity of lights in the order.

## Made in England.

All of our lights are designed and manufactured in England by skilled craftsmen and women.

All designs are copyright to Tigermoth Lighting Ltd.


WEEE Registration Number: WEE/BU3809XD

Tigermoth Lighting is a Lighting Industry Association Quality Assured Company.





**Crystal Colours**



**Chain Colours**





**Metalwork Finishes**



# CRESCENT WALL LIGHT

Model Number – TL-WMINI; TL-WMAXI

Width	Depth	Height	Lamp Holders	Max Wattage	Weight	
Mini Crescent Wall Light - TL-WMINI						
160mm	80mm	220mm	1 – E27	40W each	1.5Kg	
Maxi Crescent Wall Light - TL-WMAXI						
160mm	80mm	350mm	1 – E27	40W each	2.0Kg	



## General:

All measurements and weights are approximate - our lights are hand crafted so there will be some variation.

Made to IEC Standards designed to operate at 240V/50Hz. Certification for National Differences e.g. AS/NZS is available on request.

We recommend using only candle or golf ball style light sources in this light. We can supply suitable dimmable LED light sources.

## Assembly:

Crystal wall lights will arrive with the crystal packaged separately in strands (this is common practice and is done to prevent damage to the crystal in transit). All you need to do to assemble your light is to hook each strand onto the frame with the hooks provided.

You will need a qualified electrician to install your light.

Our lights come with comprehensive installation instructions. They shouldn't need much maintenance but we give you some information on that too.

## Packaging Information:

Please contact us for packaging information on smaller products as the box weights and dimensions are dependent on the quantity of lights in the order.

## Made in England.

All of our lights are designed and manufactured in England by skilled craftsmen and women.

All designs are copyright to Tigermoth Lighting Ltd.

WEEE Registration Number: WEE/BU3809XD

Tigermoth Lighting is a Lighting Industry Association Quality Assured Company.

